

When Ordering,
Please Specify
Type of Material:

- Carbon
- Stainless
- Aluminum
- Galvanized Steel

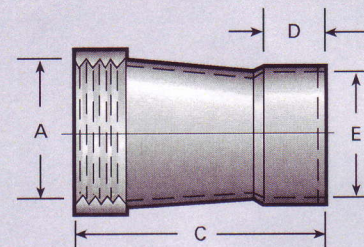
Standard Adapters - cont.

Female and Male Adapter Expanded

- 2" to 6"
- Wall Thickness: 16, 14, 12 Gauge
- Materials: Carbon, Stainless, Aluminum, Galvanized Steel

Female Adapter Expanded

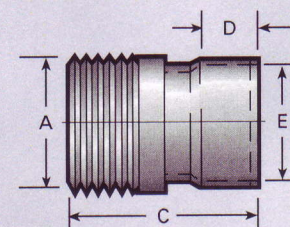
SIZE	GAUGE	A-FNPT	C	D	E (ID)	PART NO.
2" to 2"	16	2"	4"	1-1/8"	2"	FA-203
2" to 2-1/8"	16	2"	6"	1-3/8"	2-1/8"	FA-213
2-1/2" to 2-1/2"	16	2-1/2"	5"	1-3/8"	2-1/2"	FA-253
3" to 3"	16	3"	5-1/4"	1-3/8"	3"	FA-303
3-1/2" to 3-1/2"	16	3-1/2"	5-1/2"	1-3/8"	3-1/2"	FA-353
4" to 4"	16	4"	6-1/2"	1-3/8"	4"	FA-403
5" to 5"	14	5"	6-3/4"	1-5/8"	5"	FA-503
6" to 6"	14	6"	7"	1-5/8"	6"	FA-603



Female Adapter Expanded

Male Adapter Expanded

SIZE	GAUGE	A-MNPT	C	D	E (ID)	PART NO.
2" to 2"	16	2"	4"	1-1/8"	2"	MA-204
2" to 2-1/8"	16	2"	4"	1-3/8"	2-1/8"	MA-214
2-1/2" to 2-1/2"	16	2-1/2"	4"	1-3/8"	2-1/2"	MA-254
3" to 3"	16	3"	4-3/4"	1-3/8"	3"	MA-304
3-1/2" to 3-1/2"	16	3-1/2"	4-3/4"	1-3/8"	3-1/2"	MA-354
4" to 4"	16	4"	4-3/4"	1-3/8"	4"	MA-404
5" to 5"	14	5"	5"	1-5/8"	5"	MA-504
6" to 6"	14	6"	5-1/4"	1-5/8"	6"	MA-604



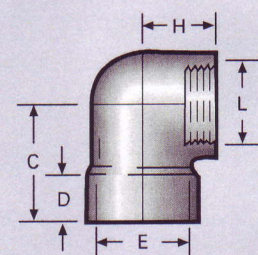
Male Adapter Expanded

90° Adapter Elbow

- 2-1/8" to 2"
- Available only in Cast Gray Iron, Zinc, Nickel Plated or Cast Aluminum

SIZE	C	D	E (ID)	H	L-FNPT	PART NO.
2-1/8" to 2"	2-9/16"	1-3/8"	2-1/8"	1-5/8"	2"	AE-211*

* AVAILABLE ONLY IN CAST GRAY IRON, ZINC, NICKEL PLATED OR CAST ALUMINUM



90° Adapter Elbow

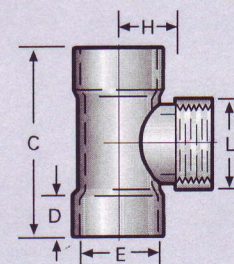
Adapter Tees

- 2-1/8" to 4"


• 11 GAUGE ADAPTERS AVAILABLE

SIZE	C	D	E (ID)	H	L-FNPT	PART NO.
2-1/8" to 2"	4-13/16"	1-3/8"	2-1/8"	1-9/16"	2"	AT-212*
2-1/2" to 2"	6-1/2"	1-3/8"	2-1/2"	2-1/8"	2"	AT-250
3" to 2"	6-1/2"	1-3/8"	3"	2-3/4"	2"	AT-302
3-1/2" to 2"	6-7/8"	1-3/8"	3-1/2"	3-7/16"	2"	AT-352
4" to 2"	6-7/8"	1-3/8"	4"	3-7/16"	2"	AT-402

* AVAILABLE ONLY IN CAST GRAY IRON, ZINC, NICKEL PLATED OR CAST ALUMINUM & NOT 11 GAUGE



Adapter Tee



MAX FLOW
TUBING & FITTINGS